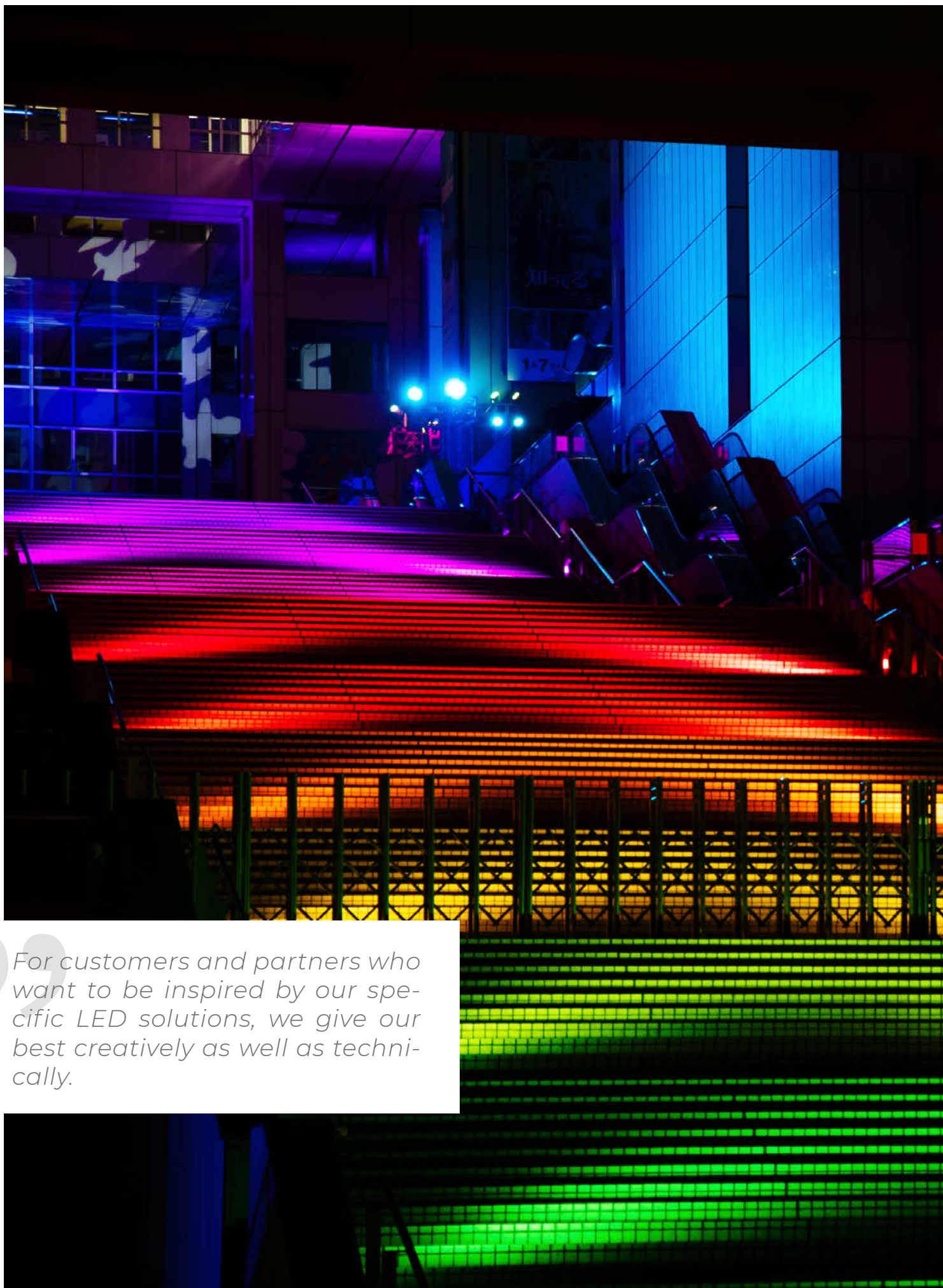


LEDTEC

Facade lighting

Attractive lighting installations



“

For customers and partners who want to be inspired by our specific LED solutions, we give our best creatively as well as technically.



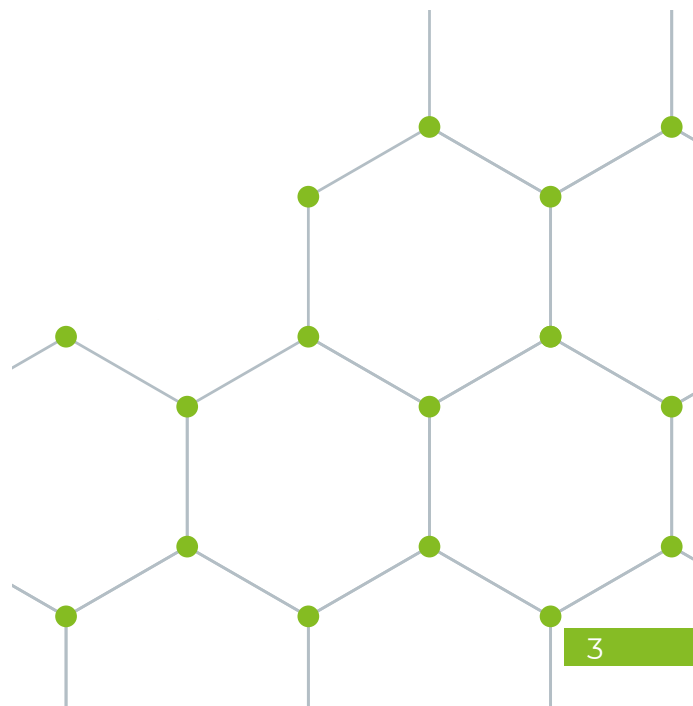
ARCHITECTURAL LIGHTING FROM EXPERTS

We realise your individual building project with creative solutions.

You benefit from our many years of expertise in the lighting sector and short decision-making processes.

Individuality is our strength. We accompany you through the entire project - from the first discussion to the planning and implementation of your project, you will receive our support.

In doing so, we coordinate closely with all parties involved - from lighting designers, architects, general contractors or directly the installation companies. This allows you to concentrate on your core competencies. Your lighting project is in good hands with us.



LED LIGHTING SOLUTIONS ...

... for applications in demanding environments and with special LED component protection.

LEDtec provides full LED component sealing for these purposes.

This protects sensitive LED technology from moisture, water and mechanical impacts using a high-quality plastic compound made of polyurethane (PU).

Choose from a variety of aluminium profiles that can be custom produced and sealed. Various cross-sections and shapes give you a high degree of individuality and flexibility. We can light up your project entirely as desired from starting with batch sizes if 1, making it truly shin.

The advantages for you:

- Waterproof
- UV-resistant
- Robust
- Ideal protection
- Custom production available
- Implementation with batch size 1



Thanks to the optimal interaction between LED components, aluminium profile and potting compound, homogeneous light can be created.

Applications:

- Car park/hotel facades
- Ship and yacht construction
- Staircases
- Architectural lighting
- Industrial applications
- Signal lamps
- Machine luminaires







“The fascination for light inspires us to create new, effective, perfect lighting solutions in every project.”



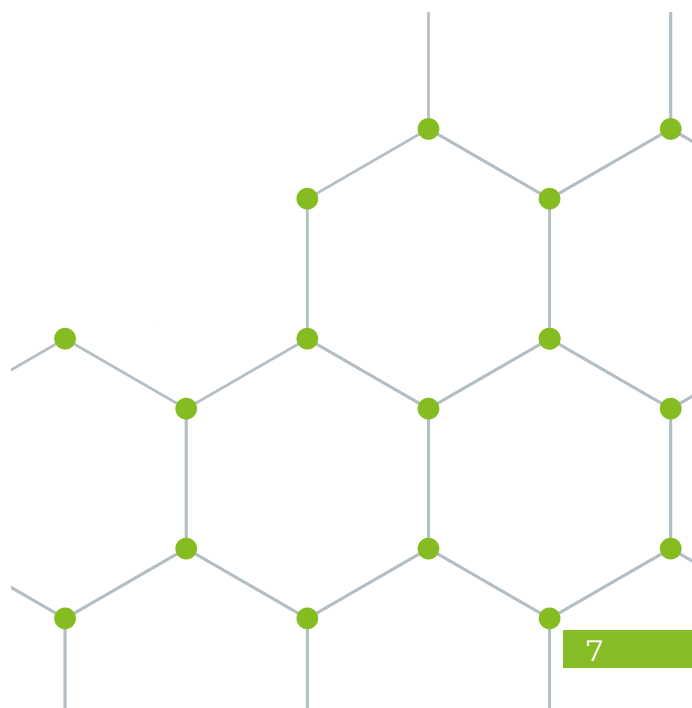


BEST SOLUTIONS FOR YOUR ARCHI- TECTURE LIGHT- ING


Do you want to put your building in the right light? Do you want the architecture of your property to shine and the façade to be emphasised in detail?

With the right LED lighting for your façade and your building, you can set luminous accents in any case. Create an individual atmosphere, provide clear structures and shape the character of the building. Modern lighting systems really bring out the best in a building.


The possibilities are manifold. Use the lighting solutions from LEDTEC to skilfully set the scene for your building.



WALLWASHER 0140GB0002

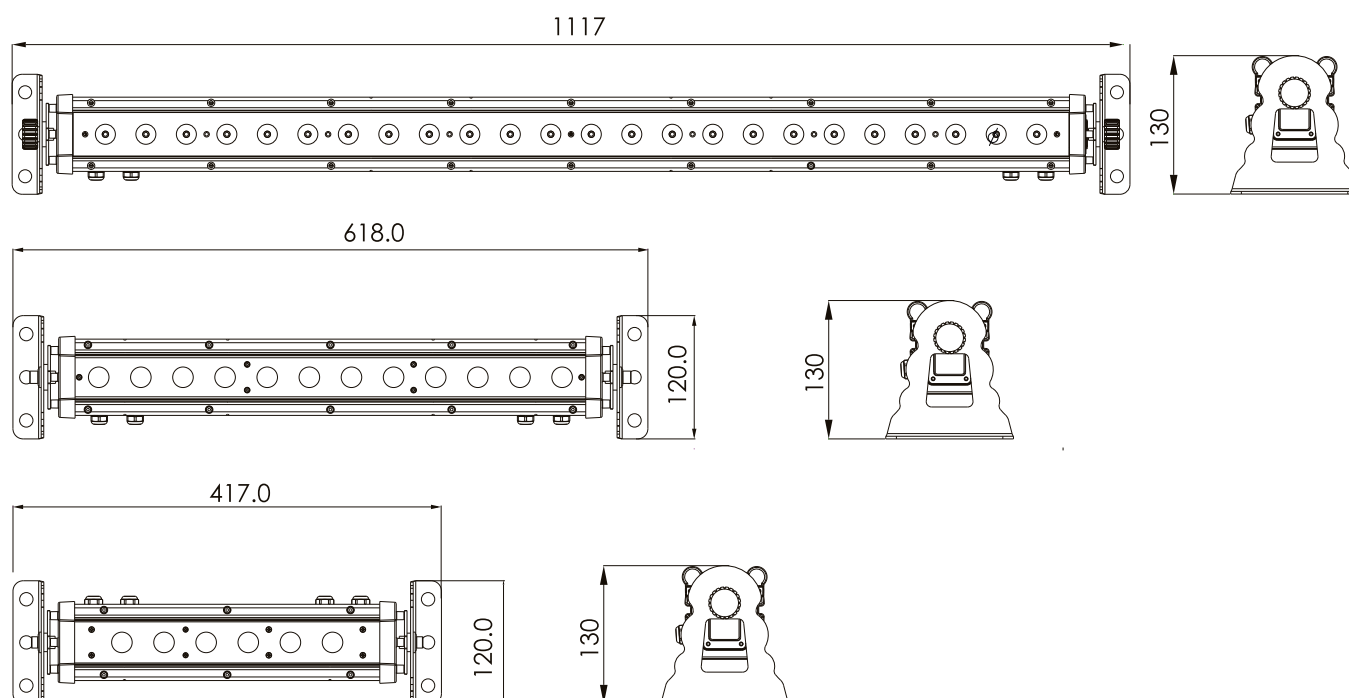


The wallwasher is ideal for professional use indoors and outdoors. The high-quality optics paired with the different beam angles ensure perfect illumination of your application. Thanks to the DMX512 protocol, the wallwasher can be wonderfully integrated into already existing DMX systems.



Part no.	0140GB0002 (1m)	0140GB0003 (0,5m)	0140GB0004 (0,3m)
LED qty.	24	12	6
Beam angle	20° / 30° / 40° / 20°x40°		
Spot angle	40° / 55° / 75° / 45°x75°		
Lum. flux	2580 lm	1305 lm	715 lm
Colour rendering	CRI >70		
CCT	RGBW (W: 3000/4000/6000K)		
Dimension	1117x120x130mm	618x120x130mm	417x120x130mm
Operating voltage	AC220V		
Power	72W	36W	18W
Housing	Aluminium		
DMX protocol	DMX512		
Segment control	4	2	1
Connection	3pin power cord, 4pin DMX, IN / OUT		
Series connection	16	32	64
Luminaires per DMX universe	32	64	128
IP protection	IP65		

DRAWING



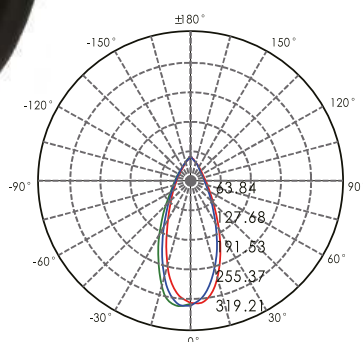
WALLWASHER 0140GB0005



With the right façade lighting, you can skilfully set the scene for any building - no matter whether it is a futuristic or historical façades. The interplay of light, colour and structure of the buildings result in impressive light installations. The wallwashers from LEDtec are optimally suited for indoor and outdoor lighting.

Part no.	0140GB0005
LED qty.	14
Beam angle	28°
Lum. flux	-
Operating voltage	AC 100V-240V, 50-60Hz
Power	44W
Colour	RGB
Dimension	300mmx130mmx105mm
Housing	Aluminium
DMX protocol	DMX512
DMX channels	3/5/7
IP protection	IP66

LED SPOT 0140GB0006



The LED spotlight is a professional for impressive lighting installations. The LED spotlight LED spotlight is not only impressive for its minimalist dimensions, but also for its excellent lighting technical lighting values and an impressive appearance.

Part no.	0140GB0006
LED qty.	3
Beam angle	20°
Lum. flux	177lm
Operating voltage	24V DC
Power	6W
Colour	RGB
Dimension	103x89x85mm
Housing	Aluminium
DMX protocol	extern
Connection	5pin Input/Output
IP protection	IP65
Series connection	20
Luminaires per DMX universe	128



LEDTEC

LEDTEC GmbH

Abelbachstraße 13
33142 Büren-Steinhausen

T. +49 (0) 2951 93838-300

info@ledtec.eu

www.ledtec.eu